


MegaDC SuperServer ARS-210M-NR




Key Applications

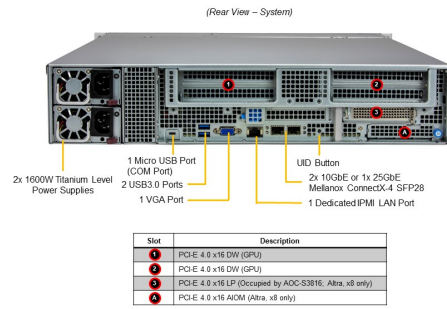

High Performance Computing, Immersive Media, Cloud Gaming / AICAN, AI Inference / Training, Dense-VDI, Video-on-Demand,

Key Features

- Single Socket Ampere® Altra® Processor (Up to 80 Cores; Up to 3.3Ghz) / Single Socket Ampere® Altra® Max Processor (Up to 128 Cores; Up to 3.0Ghz) ; Up to 250W TDP;
- 16 DIMMs; Up to 4TB ECC Registered DDR4-3200MHz RDIMM/LRDIMM;
- Supports up to 4 PCIe 4.0 x16 Double Wide GPU Cards (Up to 300W per GPU), 1 PCIe 4.0 x16 LP Slot, 1 AIOM Slot (OCP3.0 Mezzanine Compatible);
- 2x 10GbE LAN SFP28 Ports via Mellanox ConnectX®-4 Lx EN Controller (or 1x 25GbE LAN SFP28 Port w/Redundancy);
- 4x 2.5" U.2 NVMe Hot-Swap Drive Bays (Options available for up to 16 or 24 Drive Bays via a Modular Bay Design);
- 1600W Redundant Titanium Level High-efficiency Power Supplies;
- 1 VGA, 1 (Serial) Micro USB Port, 2 USB3.0 (2 Rear);



Form Factor	2U Rackmount Enclosure: 436.88 x 88.9 x 647.7mm (17.2" x 3.5" x 25.5") Package: 673.1 x 279.4 x 863.6mm (26.5" x 11" x 34")
Processor	Ampere® Altra® (Up to 80 Cores and 3.3Ghz) / Altra® Max (Up to 128 Cores and 3.0Ghz) Processor Single Socket 4926-Pin FCLGA supported TDP up to 250W;
GPU	Supported GPU: NVIDIA A16 NVIDIA A100
System Memory	16 DIMM slots Up to 4TB ECC RDIMM/LRDIMM, DDR4-3200MHz
Drive Bays	4x 2.5" hot-swap NVME drive bays (4x 2.5" NVMe dedicated) 1 M.2 NVMe M-Key, 22110
Expansion Slots	4 PCIe 4.0 x16 FP slot(s) 1 PCIe 4.0 x16 LP slot(s) 1 PCIe 4.0 x16 AIOM slot(s)
On-Board Devices	Chipset: System on Chip Network Connectivity: 2x 10GbE SFP28 with Mellanox IPMI: Support for Intelligent Platform Management Interface v.2.0 IPMI 2.0 with virtual media over LAN and KVM-over-LAN support
Input / Output	LAN: 1 RJ45 Dedicated IPMI LAN port 2x 10GbE SFP28 Ethernet LAN Ports (or 1x 25GbE) USB: 2 USB 3.0 port(s) (2 Rear_USB) Video: 1 VGA port(s) Serial Port: 1 Serial (Micro USB) Port



System Cooling	4x 8cm heavy duty fan(s)
Power Supply	1600W Redundant Power Supplies with PMBus Dimension (W x H x L): 73.5 x 40 x 203 mm Output Type: Gold Finger Connector
System BIOS	BIOS Type: 256MB SPI Flash EEPROM
Management	IPMI 2.0; KVM with dedicated LAN
PC Health Monitoring	CPU: Monitors for CPU Cores, Chipset Voltages, Memory FAN: Fans with tachometer monitoring Status monitor for speed control Pulse Width Modulated (PWM) fan connectors Temperature: Monitoring for CPU and chassis environment Thermal Control for fan connectors
Dimensions and Weight	Height: 3.5" (88.9 mm) Width: 17.2" (436.88 mm) Depth: 25.5" (647.7 mm) Gross Weight: 59 lbs (26.76 kg) Net Weight: 35.3 lbs (16 kg) Packaging: 11" (H) x 26.5" (W) x 34" (D) Available Color: Black
Operating Environment	ROHS: RoHS Compliant Operating Temperature: 10°C ~ 35°C (50°F ~ 95°F) Non-operating Temperature: -40°C to 60°C (-40°F to 140°F) Operating Relative Humidity: 8% to 90% (Non-Condensing) Non-operating Relative Humidity: 5% to 95% (Non-Condensing)
Motherboard	Super R12SPD-A
Chassis	CSE-LB26TS-R2K08P